


Check the installed version of Windows





To find out which version of Windows your device is running, follow these steps:

Method 1

1. Press the **Windows logo**  key + R
2. Type **winver** in the **Open** box
3. Select **OK**
4. The version will be displayed:



Method 2

1. Select the **Start**  button
 2. Select **Settings** 
 3. Select **System** 
 4. Select **About** 
- The version will be displayed:

Windows specifications

Edition	Windows 10 Enterprise
Version	1909
Installed on	12/4/2019
OS build	18363.1082

Need more help? Submit an [ITS Service Desk Request](#).